



Mober

01010111010001010111010101111101010100101110100010101010101010101
01010111010100101

0010101110101011111010101
111010101010101010101010101010101



1111010101
111010101
10101010101
10100101



serie
series

nastrosac 110 E/3M

dal 1959 termosaldatrici automatiche per film plastici



roller

nastrosac

gamma

delta

wrapp


110 E/3M



Opzionali a richiesta
Optionals on demand

ITA Linea monopista per la produzione di sacchi a bocca aperta con nastro di chiusura a stringa e sacchi a bocca aperta normali. Confezione: in rotoli con pretaglio per lo strappo e nastrati con fascetta in carta.

GB Single-track line for the production of bottom welded bags with draw-tape for closing and normal bottom welded bags. Packing: pre-cut rolls for tearing with paper tape.



serie
series


nastrosac 110 E/3M

since 1959 automatic bag-making machines for plastic film



01010111010100101001011010101110101011
01010111010001010111010111110101010010111010001010101010110101
01010111010100101
100010101110101011111010101
00101011101010111010101

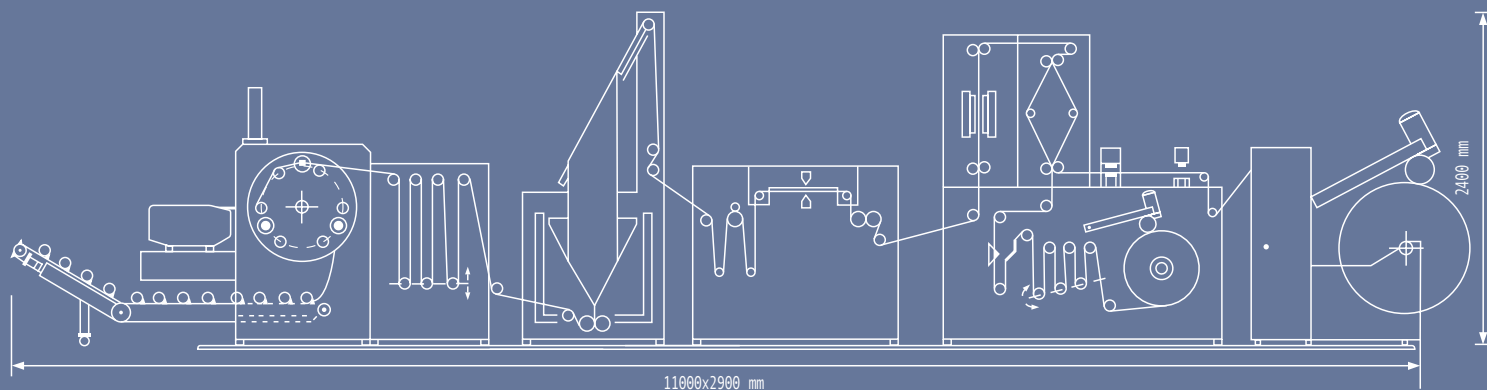
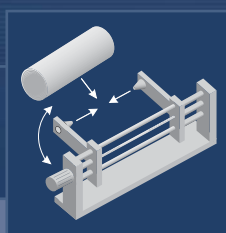
OP 24.1:
Guida film.
Film guiding system..



OP 3:
Apparecchiatura per sacchi
con stampa a registro.
Device to read printed film



OP 34:
Porta bobine autocentrante.
Self centering reel holder.






nastrosac 110 E/3M

larghezza min./max. sacco nastrosac min./max. nastrosac bag width	250/900 mm
larghezza min./max. sacco a bocca aperta min./max. bottom welded bag width	250/1100 mm
lunghezza min./max sacco nastrosac min./max. nastrosac bag length	500/1050 mm
lunghezza min./max sacco a bocca aperta min./max. bottom welded bag length	250/1500 mm
spessore minimo film min. film thickness	HDPE 0.010
spessore massimo film max. film thickness	LDPE 0.050
velocità meccanica massima max. mechanical speed	250 cycles/min
velocità film massima max. film speed	130 metres/min
diametro massimo rotolo max. roll diameter	120 mm
larghezza rotolo massima max. roll width	400 mm
potenza totale assorbita total absorbed power	20 kw
consumo aria compressa compressed air consupntion	1300 lt/min

Le illustrazioni e le caratteristiche tecniche del presente catalogo sono informative e non impegnative. The illustrations and technical specifications in this catalogue are provided as general information and are not binding.


Progettazione interna
Internal planning




Costruzione
Construction



Collaudo
Test



Assistenza
Customer service



internal planning, construction, test, customer service

